

And so, and so, and so for 3 bass tubas

Program Notes

And so, and so, and so was written in gratitude and friendship for three tubists that all happen to be based in Wisconsin: Dr. Daniel Rowland of the University of Wisconsin-Platteville, Dr. Jacob Grewe of the University of Wisconsin-Eau Claire, and Dr. Tom Curry of the University of Wisconsin-Madison.


This work was written asynchronously, in that each part was written separately from one another.

It wasn't my intention to do so when I began this work, but I have a feeling that the often asynchronous and unmoored times in which we happen to live had a hand in pushing it towards that mode of composition.

Performance Notes

Press the valve indicated.
○○○● ← = Filled circle equals maximum activation
Partial circles equal half presses

[sh — x — sss = Create the indicated consonant or vowel
sound through the instrument



Split Tones.
= Bottom note is the
one being "split".



= Interpret the given shape
however you see fit

And so, and so, and so

Aaron Hynds

Deliberate

Tuba 1

Start

12"

ooo ● ← (oooo → oooo) oooo ←

[sh — x — sss — sh —]

fff ————— mp ————— mf ————— p

20"

(oooo ← oooo → oooo) [f —————]

mp

brief

4" 7"

oooo ← oooo → oooo (oooo → oooo) trill

[x — ah — u — sss —]

f _{mf} _{ff} >p _f _{ff} sub mf brief

11"

(oooo ← oooo) sh — oh —

mp _f >p sub ff mp — n

9"

ooo ● —————> oooo

[oh — f — sss —]

undulating: mp — f

24"

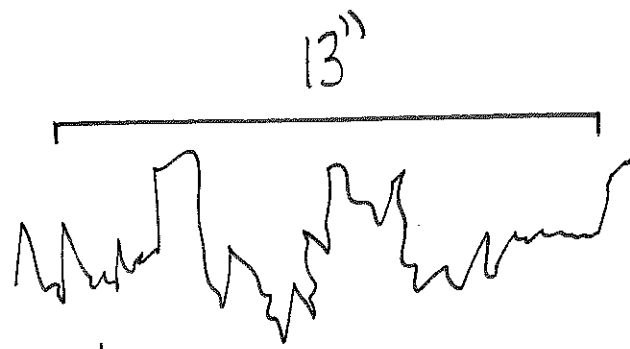
freely

(mp — ff)

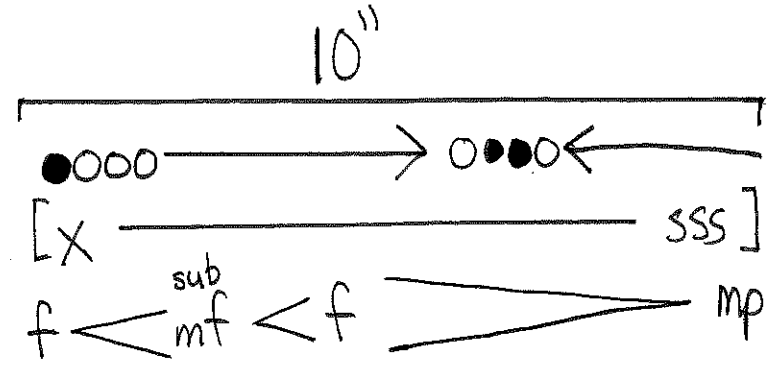


(air) oooo →

fff

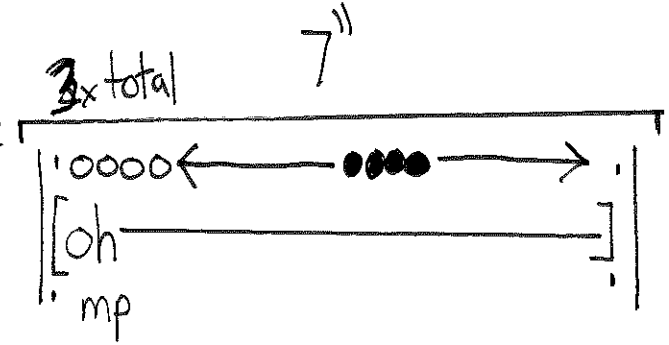
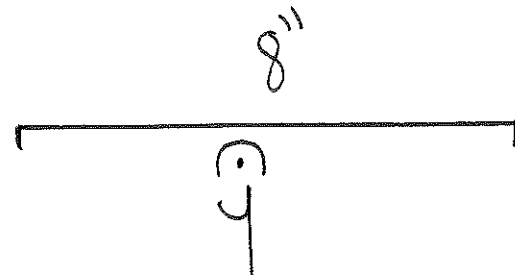

And so, and so, and so - Tuba 1





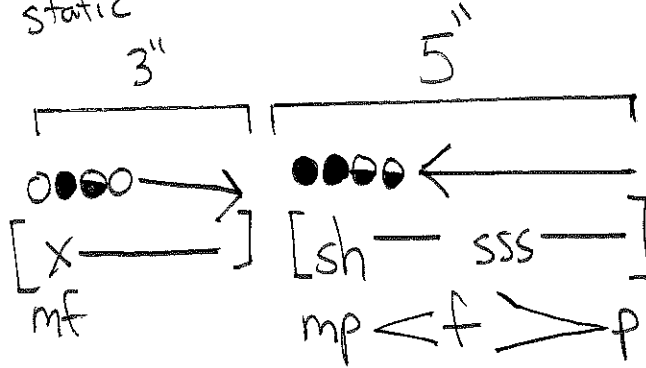
erratic
(p-f)



15"




mf
static



Andso, andso, andso - Tuba 1


30"

7"



mp < mf > p < f > pp < f > mp f mf ff

sub mp < mf > mp < f >



sub mp < mf > n

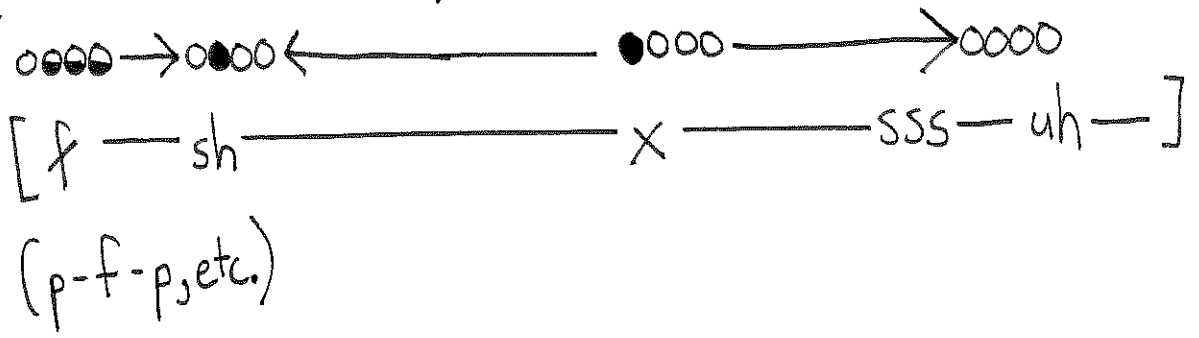

//

8"

5"


3"

11"



//

23"



sempre p < mf > p oneach split tone

end

And so, and so, and so

Tuba 2

Deliberate

Start

11"

trill
[sh ————— f]

mp < f sub p < mf > n

3" 7"

(●●●● → ○○○○) ●○○○
[x - sss ————— uh ————— ih —]

sempre pp

32"

freely

as long as possible at mp

9"

(●●○○ → ○●●●)
[sss ————— x]

mp < mf > p

5" 12"

[f ————— ah]

sub f > mp < mf < f

[sh —————]

sub fff > f > mf

8"

○○○● → ○●●● ← ●○○● → ●●●● ← ○○○○
[x — sss ————— sh ————— uh —]

mp > p < f

Andso, andso, and so - Tuba 2

3" 4" 11" 10"

ST
(o)
ff

[sss ————— sh]
mp < f > mf

(mf-ff)

2" 14" 2" 7" 5"

f v

[f — sh ————— x — sss — uh] mp p mf

(p-f-p, etc.)

9" 5" 9" 6"

(oooo ————— x)

p < mp > pp

f

tr. (o)

[sh —————] ff

And so, and so, and so - Tuba Z

25"

9"

freely

(o) (b8) (b-o) (b-o) (o) (o)

(o) (b-o)

[oh ih eh]

mp f mf

//

8"

7"

11"

(tr.) (oooo) (oooo)

[toh x sss]

f mf f

sempre pp

//

14

13"

(tr.) (oooo) (oooo)

[toh]

pp mp p

end

And so, and so, and so Tuba 3

Deliberate

Start

7" 3" 19"

mp f frenetic sub mp < mf > p < mp > n

11" 2" 4" 9

mp ff mf mp freely

as long as possible

28" 4"

mp mf p 5:4 mp < mf > p

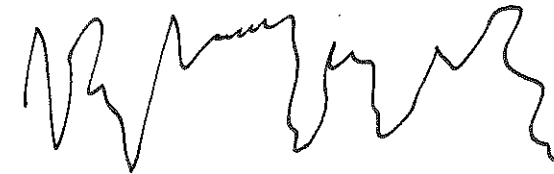
And so, and so, and so - Tuba 3

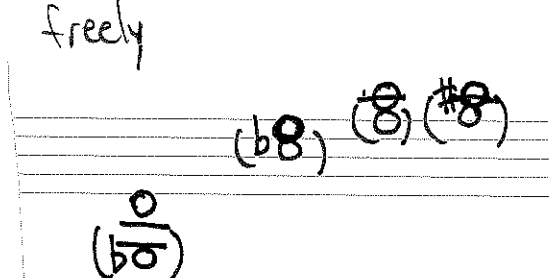
2" $\overbrace{0000 \rightarrow}$ y [x —] f


3" $\overbrace{0000 \rightarrow}$ y [sh —] f


5" $\overbrace{0000 \rightarrow}$ y [sss —] mf


3" $\overbrace{\bullet 000 \rightarrow}$ y [tch —] ff

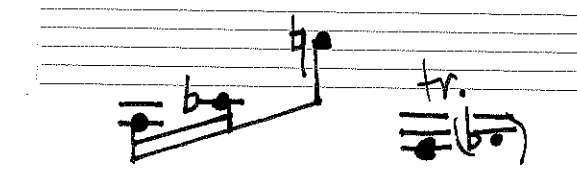
7"  (mp-f)

12" freely  sempre ff


3"  mf > mp < f

8"  sempre p

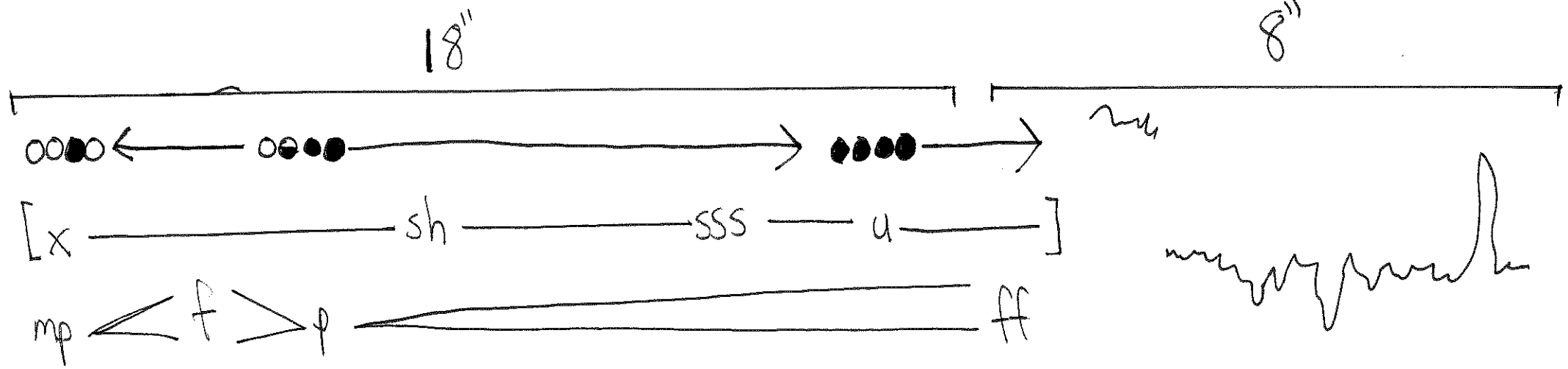
5" $\overbrace{(0000 \rightarrow 0000)}$ [tuh —] f  n

25"  transition to...

4x $\overbrace{(0000 \rightarrow \leftarrow 0000)}$ [tch — sh —] p

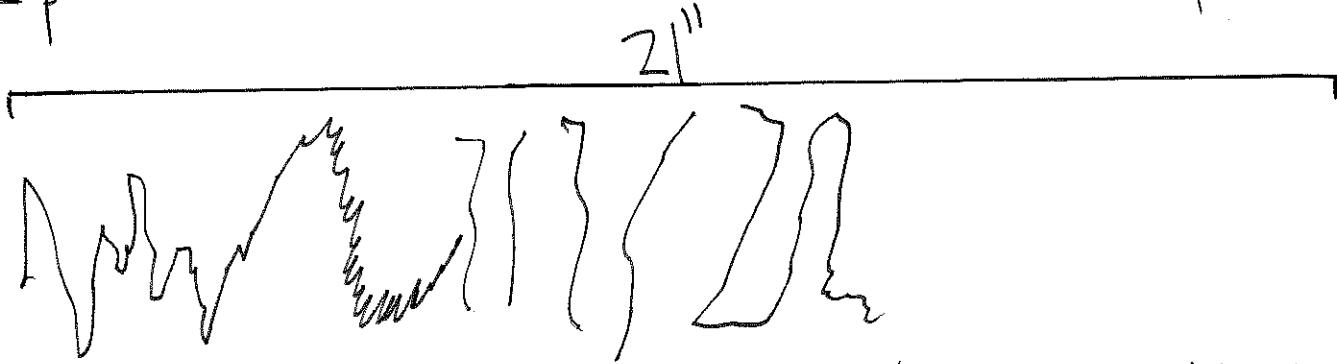
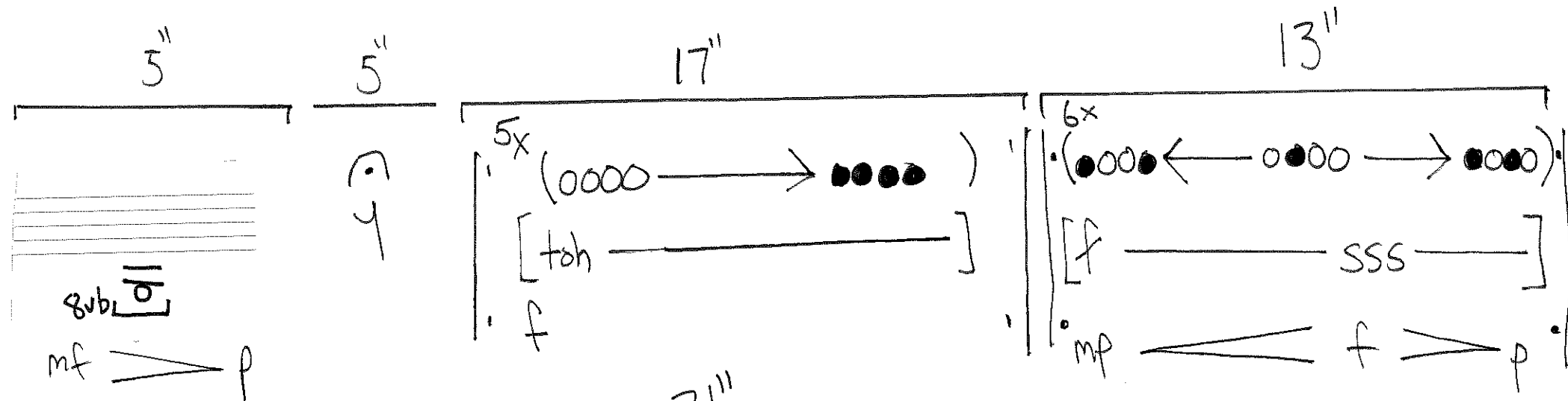
14" 

And so, and so, and so - Tuba 3



Handwritten scribble

//



Handwritten scribble

end